

113 CATALOG

Web Site: www.kkmfg.com

e-mail: sales@kkmfg.com

Catalogs are also available online.

This catalog covers the
230SL, 250SL, and 280SL
from 1963-1971

K&K MFG, INC.

951 NINE MILE ROAD SPARTA, MI 49345 (616) 784 4286 FAX# (616) 784 4296 TOLL FREE ORDER # 1 800 876 4286

WELCOME TO K&K MFG. INC.

We are a major manufacturer of rust repair panels for Mercedes Benz convertibles and sedans from the mid 1950s through the 70s.


We also stock a full compliment of parts for the convertibles

Extensive inventory from top to bottom and front to back including used parts

Shipping available through UPS, mail, truck service, and international air and ocean

Payment accepted by cash, certified check, Visa, Discover, Mastercard, and American Express

Prices subject to change without notice



K&K MFG, INC.

951 NINE MILE ROAD SPARTA, MI 49345 (616) 784 4286 FAX# (616) 784 4296 TOLL FREE ORDER # 1 800 876 4286

We appreciate the opportunity to send this catalog to you.

We welcome any comments regarding this catalog as it is quite unique in format, due to us making a great effort to make it easy to read and follow. We stock more parts than are illustrated in these pages and many used parts as well. Don't be afraid to ask. Our staff would be more than happy to provide a quote on any other needs for your cars.

Thank you for your interest.

- Tim Kidder

Keep updated with price changes and new offers at: www.kkmfg.com
e-mail: sales@kkmfg.com

GENERAL INFORMATION

ABOUT K&K MANUFACTURING

K&K Manufacturing was started in August of 1982 in the home and garage of Tim & Pat Kidder. We took over making parts for Barry Stuart who started making floor parts for the 190SL. My wife was 7 months pregnant with our second child when I quit my job to go full time into this business. My 3 year old son had to wear safety glasses to watch TV because of my hand cutting steel parts in our living room. We grew from our home into a 12,000 sq ft. building on 11 industrial acres by 1986.

We strongly believe that God has sustained us through these times and blessed this business despite our shortcomings. We believe that God owns everything including K&K Mfg. Inc. and we are privileged to run it. We give honor and glory to God for all He has done for us through the years.

We started making 190SL parts and around 1988 started making parts for the 113 chassis cars, the 230-280SLs, and now the 107 chassis cars, 350-450SLs. We started with rust repair parts and branched into most others, as you will see when you browse through the catalog. We are the world's only manufacturer of many of these parts. Contained in our facility is a pattern shop, tool making, CNC mill, and 6 presses from 50 to 300 tons.

You will receive personalized service from Tim, Cheryl, or Jeff. In addition to manufacturing parts we have also restored over 40 cars, and our employee Rob has done over 120 restorations. This has provided us with a good working knowledge of what it takes. We are constantly striving to be the leader in production parts for the Mercedes Benz coupe and convertible models from the 50's through the 70's. Many of the parts also fit the sedans.

We encourage any suggestions and comments about the catalog or future items to reproduce. Thanks for your interest in our company and may God bless you.

Tim Kidder, owner

WARRANTY:

All parts supplied are of the highest quality possible for a fair price. Being the manufacturer of many of these and having used them ourselves on over 40 restorations we can guarantee your satisfaction on all we make. All other products are subject to the manufacturer's warranties. Warranty of those items is limited to replacement of the defective part. All other liability is waived.

ORDERING INFORMATION

To speed processing your order, please have the year, model, and serial number of your car ready. If you have been issued a customer number, please give us that as well.

Our prices are competitive and included in this catalog but are subject to change without notice as many are tied to exchange rates of the dollar and to fluctuating steel prices.

We stock the highest quality parts possible for each model and manufacture the same.

PAYMENT METHODS:

We accept Visa, Mastercard, Discover, and American Express. CODs are available to business addresses only with payment by certified check or money order. We do not accept personal or business checks. Out of stock parts will only be charged once shipped.

SHIPPING:

We strive to keep our shipping costs down. We have a daily UPS pick-up and we also use the postal service. Truck shipments are to business addresses only. We welcome international orders and ship through the postal service or through a variety of international shipping services. Packaging and insurance charges are extra and will be added to the order based upon the size of the shipment. Faster shipping methods are available through UPS, mail, or other air freight companies we use.

RETURNS:

We accept returns of new (good conditioned) items purchased within 60 days. There will be a 15% restocking fee on returns unless the item was shipped in error. Unfortunately, we cannot accept returns of electrical parts, convertible tops, leather or vinyl interior, carpet, or specially ordered items.

CORE CHARGES:

Core charges are billed at shipping with applicable parts. We will refund the core charge when we receive your rebuildable core. Call for applicable core fees.

TECHNICAL DATA & TIPS

WORKSHOP MANUALS:

Workshop manuals are available so you can do your own work. These are the same ones your MB dealer uses. S-6510-1402-13 for cars starting August 1959. Includes 230SL-250SL as well as others. For 280SL order S6510-1404-13. Auto transmission manual: S-1200-000. These manuals are all you should require to do many repairs yourself or to bring to a shop so they can do a proper job. We stock most manuals.

ORIGINAL INVOICES

The original factory invoice is available for your car. You can write to:

MBNA

One Mercedes Drive

Montvale, NJ 07645

Attn: Public Relations Dept.

Send a photo-copy of your title to prove ownership and to provide the serial number. Make sure the number matches your car. It takes about six weeks. If MBNA fails to get it, write to:

Daimler-Benz Archives

7000 Stuttgart 60

Germany

Remember, this will take some weeks.

PRODUCTION DATA & CHASSIS NUMBERS

Your car may not be titled the same year it was built. This happened frequently. The changes that were made during the years of manufacture were many and were done by chassis number designation, not by year. It is therefore important to have the serial number of your car and even some of the components when ordering parts. On the next page you will see the locations of where to find the serial numbers for the chassis, engine, front suspension, and rear axle. Following are production numbers and chassis numbers for each year:

1963	1,465	230SL	113.042	127.981	
1964	6,911	230SL	113.042	127.981	
1965	6,325	230SL	113.042	127.091	150HP
1966	4,945	230SL	113.042	127.081	
1967	185	230SL	113.042	127.981	
1966	17	250SL	113.043	129.982	
1967	5,177	250SL	113.043	129.982	150HP
1968	2	250SL	113.043	129.982	
1967	143	280SL	113.044	130.983	
1968	6,930	280SL	113.044	130.983	170HP
1969	8,047	280SL	113.044	130.983	
1970	7,935	280SL	113.044	130.983	
1971	830	280SL	113.044	130.983	

PAINT CODES/ COLORS

DB-40
BLACK

DB-50
WHITE

DB-158
WHITE GRAY

DB-166
BLUE GRAY

DB-180
SILVER METALIC

DB-190
GRAPHITE GRAY

DB-334
LIGHT BLUE


DB-534
FIRE ENGINE RED

DB-543
STRAWBERRY RED MET.

DB-608
IVORY

There may have also been other rare colors.

SERIAL NUMBER LOCATIONS



1. Chassis number stamped on right frame side member (All)
2. Engine Plate, engine serial number (All)
3. Body & Paint Code Plate (All)
4. Type Plate (250SL & 280SL)
5. Type Plate (230SL)

You should find these numbers and write them down below on the lines provided. They will be needed at times when you order parts.

FOR YOUR RECORDS, FILL OUT THE FOLLOWING

Engine Number _____
 Chassis Number _____
 Type Designation _____
 Paint Code Number _____
 Transmission Number _____
 Front Axle Number _____
 Rear Axle Number _____
 Steering Box Number _____
 Ignition Distributor Number _____

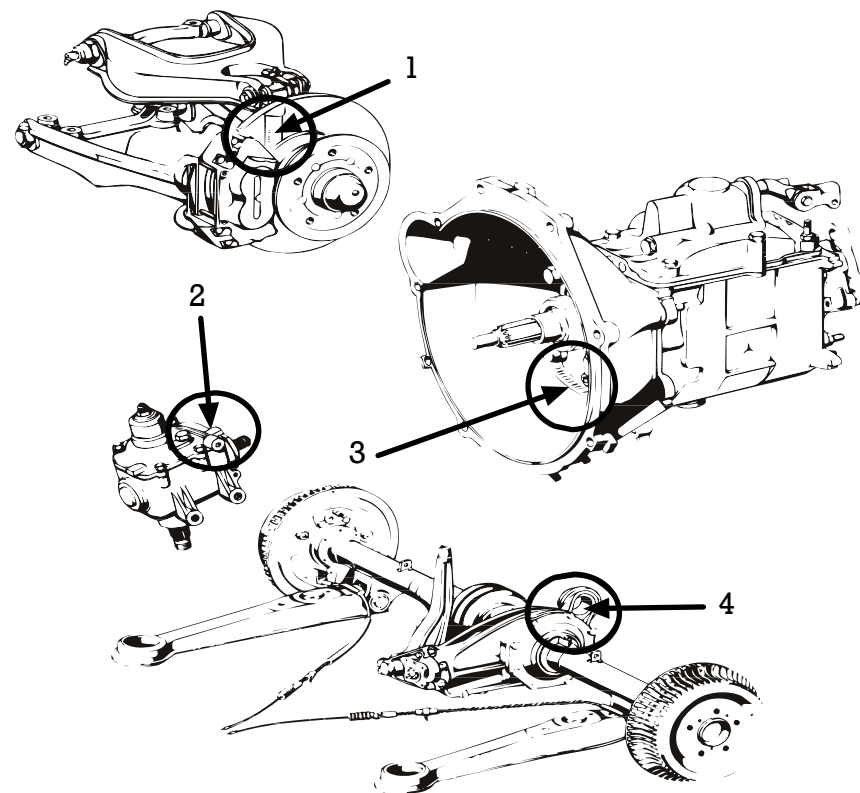
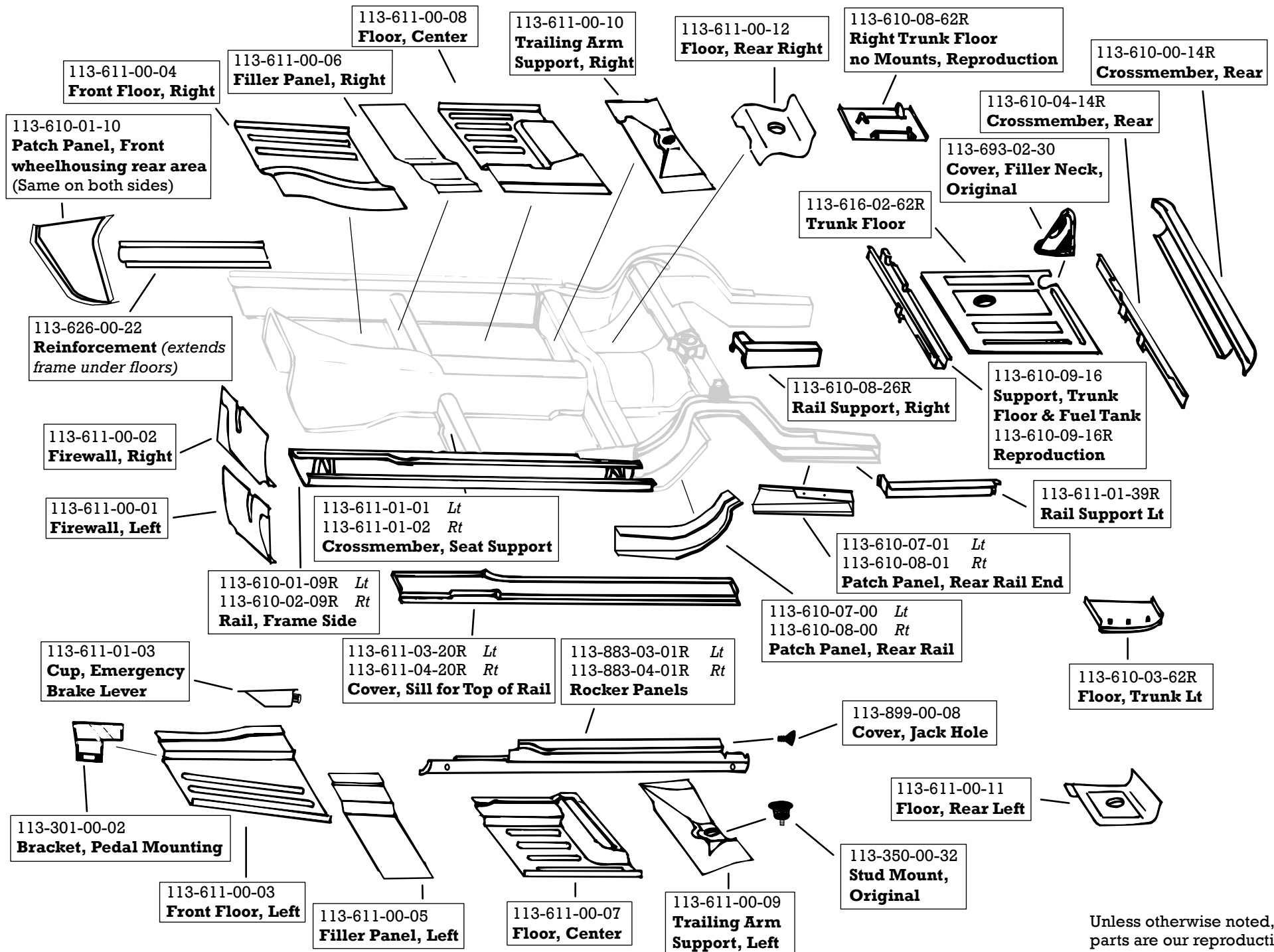
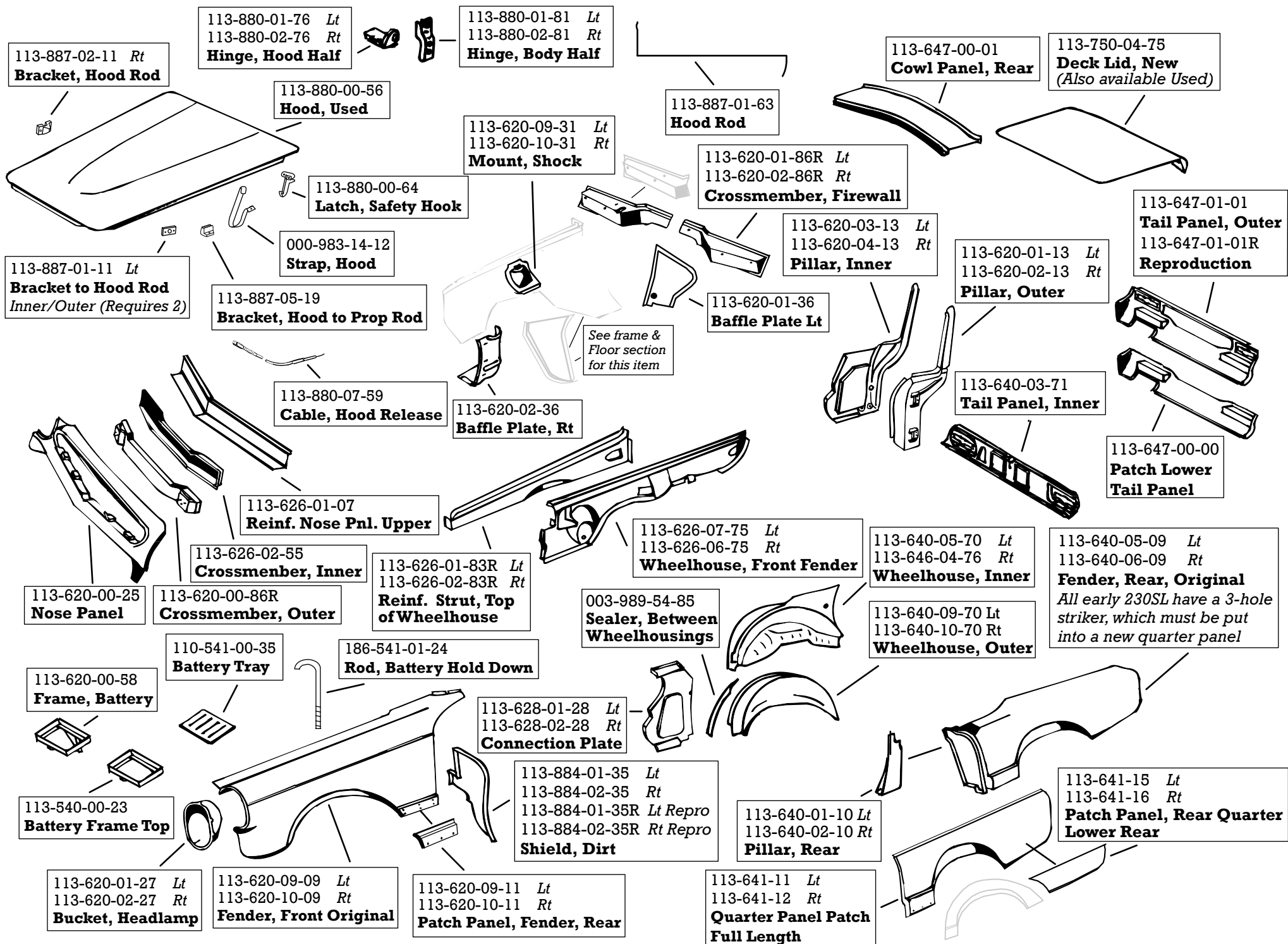


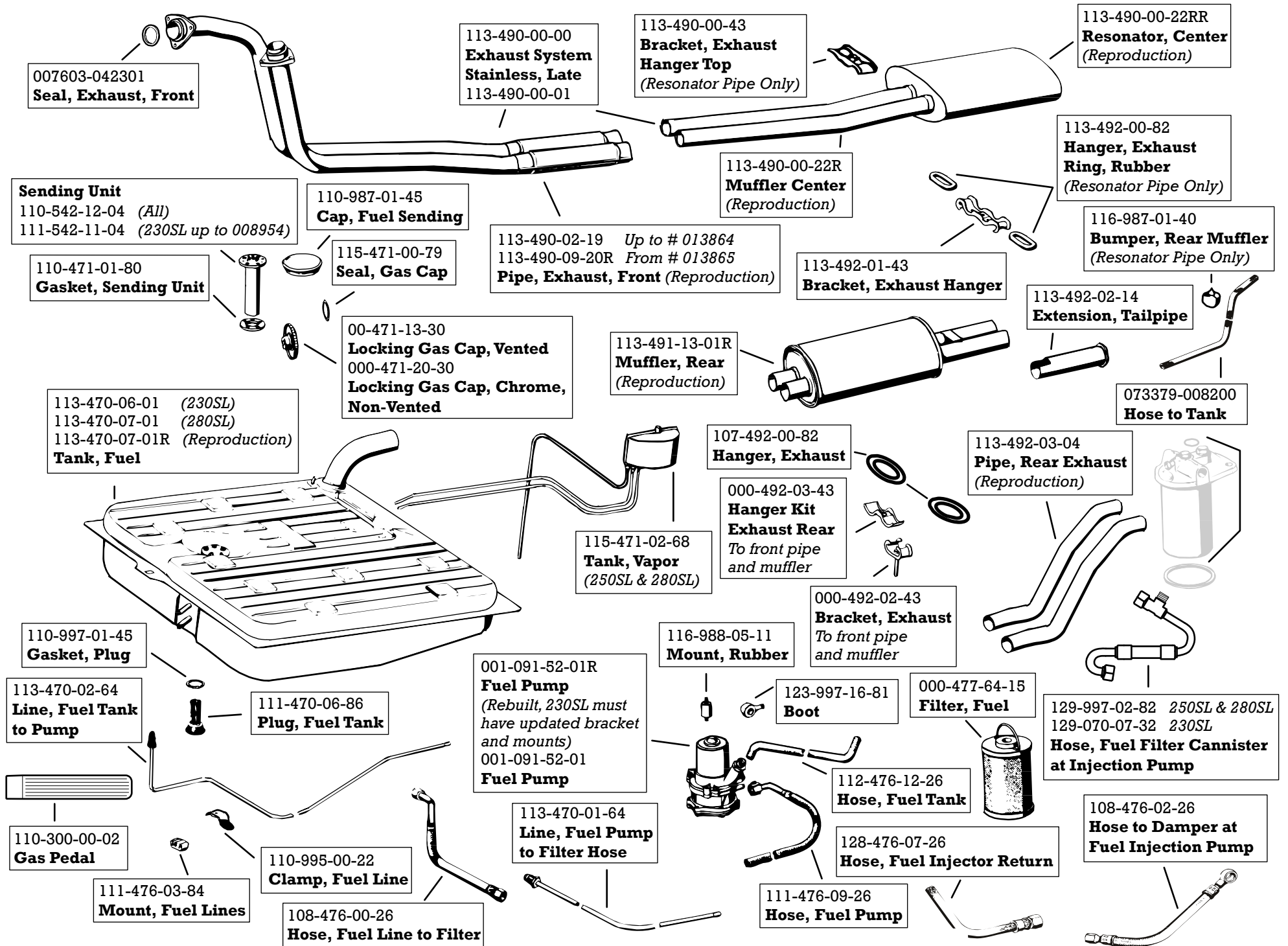
TABLE OF CONTENTS

PAGE 01	FRAME & FLOORS
PAGE 02	BODY PANELS
PAGE 03	FUEL & EXHAUST
PAGE 04	HEATING & COOLING
PAGE 05	UPPER ENGINE PARTS
PAGE 06	LOWER ENGINE PARTS
PAGE 07	FRONT SUSPENSION & SPRINGS
PAGE 08	CLUTCH, TRANSMISSION, & LINKAGE
PAGE 09	BRAKES 1
PAGE 10	BRAKES 2
PAGE 11	REAR AXLE ASSEMBLY
PAGE 12	TUNE-UP PARTS
PAGE 13	BODY CHROME & EMBLEMS
PAGE 14	RUBBER SEALS & GASKETS
PAGE 15	BODY LIGHTING
PAGE 16	CARPET & UPHOLSTERY

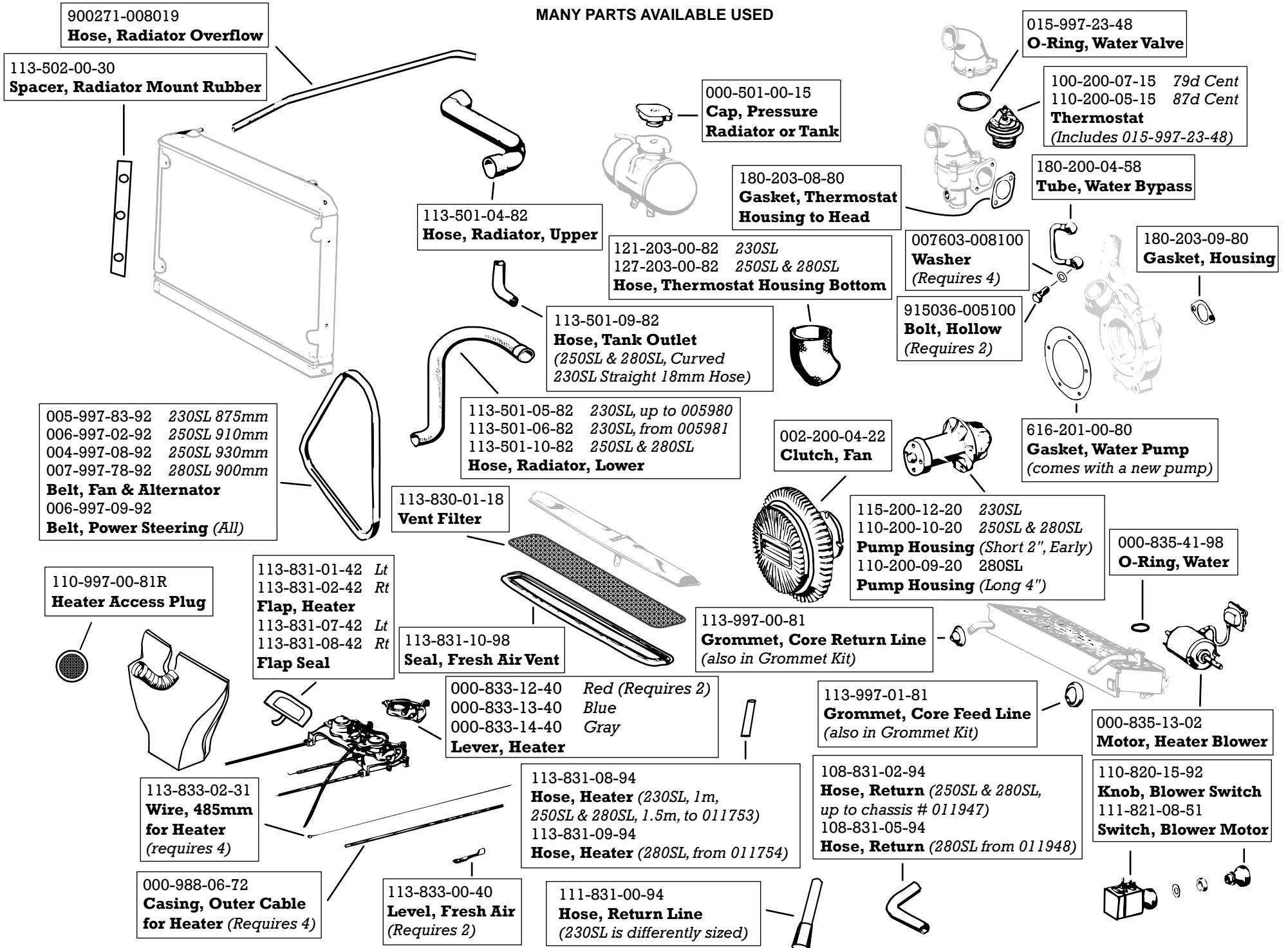


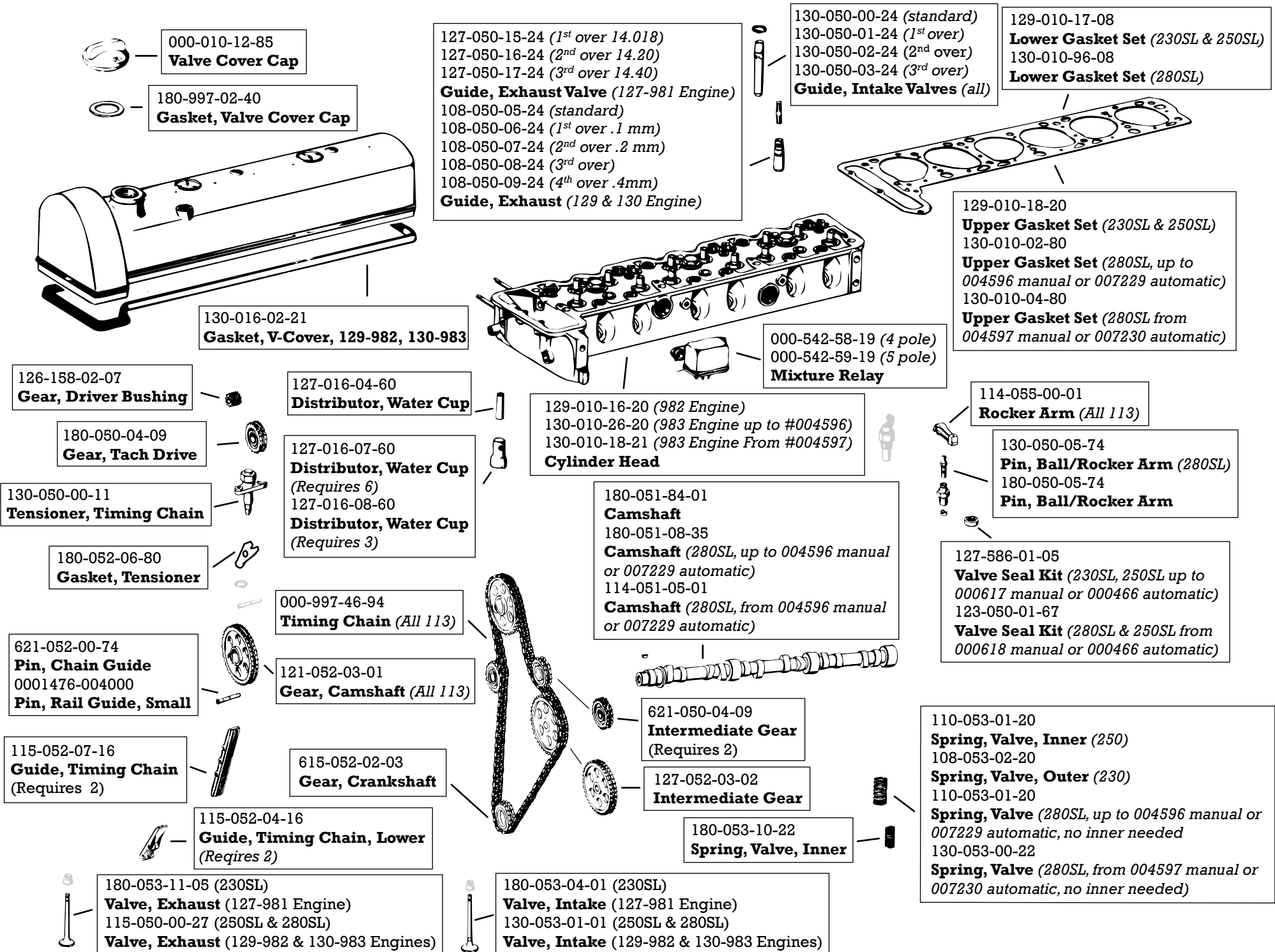
Unless otherwise noted, all parts are our reproductions





MANY PARTS AVAILABLE USED





230SL

Piston, 4 Ring, 24mm Wrist Pin

- 127-030-83-17 (82.00)
- 127-030-85-17 (82.50)
- 127-030-86-17 (83.00)

Piston, 3 Ring, 25mm Wrist Pin

- 180-030-75-48 (82.00)
- 180-030-73-18 (82.50)
- 180-030-71-18 (83.00)

280SL

Piston, 4 Ring

- 130-030-89-17 (standard 86.50)
- 130-030-90-17 (87.00)
- 130-030-91-17 (87.50)

Piston, 3 Ring

- 130-030-95-17 (86.50)
- 130-030-96-17 (87.00)
- 130-030-97-17 (87.50)

Rings Only

- 1845 (standard 86.50)
- 1845.20 (87.00)
- 1845.40 (87.50)

Bearings, Main

230SL

- 180-030-00-40 (standard)
- 180-030-01-40 (.25)
- 180-030-02-40 (.50)
- 180-030-03-40 (.75)

250SL

- 108-030-00-40 (standard)
- 108-030-01-40 (.25)
- 108-030-02-40 (.50)
- 108-030-03-40 (.75)
- 108-030-04-40 (1.00)

280SL

- 130-030-00-40 (standard)
- 130-030-01-40 (1st .25)
- 130-030-02-40 (2nd .50)
- 130-030-03-40 (3rd .75)
- 130-030-04-40 (4th 1.00)

Rod Bearings

230SL

- 127-030-00-60 (standard)
- 127-030-01-60 (.25)
- 127-030-02-60 (.50)
- 127-030-03-60 (.75)
- 127-030-04-60 (1.00)

250SL

- 108-030-00-60 (standard)
- 108-030-01-60 (.25)
- 108-030-02-60 (.50)
- 108-030-03-60 (.75)
- 108-030-04-60 (1.00)

280SL

- 114-030-00-60 (.25)
- 114-030-01-60 (.50)
- 114-030-02-60 ???
- 114-030-03-60 ???
- 114-030-04-60 ???

000-997-69-41
Seal, Rear Main (230SL)
 001-997-12-41
Seal, Rear Main (280SL)

180-032-06-05
Gear, Flywheel Ring

180-015-08-05
Cover, Cylinder

110-015-01-21
Gasket, Cover

186-038-04-71 (230SL up to 001264 manual or up to 000110 automatic)
 121-038-03-71 (230SL from 001265 manual or from 000111 automatic)
 108-038-02-71 (250SL & 280SL)
Screw, Connecting Rod

182-038-00-72 (230SL up to 010833)
 108-038-02-72 (230SL from 010834)
 108-038-02-72 (25SL)
 108-038-01-72 (280SL)
Nut, Connecting Rod

130-997-00-32
Screw Plug

127-038-00-50 (230SL)
 108-038-03-50 (250SL)
 130-038-01-50 (280SL)
Bushing, Rod

189-014-05-22
Gasket, Oil Pan (230SL & 250SL up to 001175 manual or 001035 automatic)
 617-014-01-80
Gasket, Oil Pan (late 250SL & 280SL)

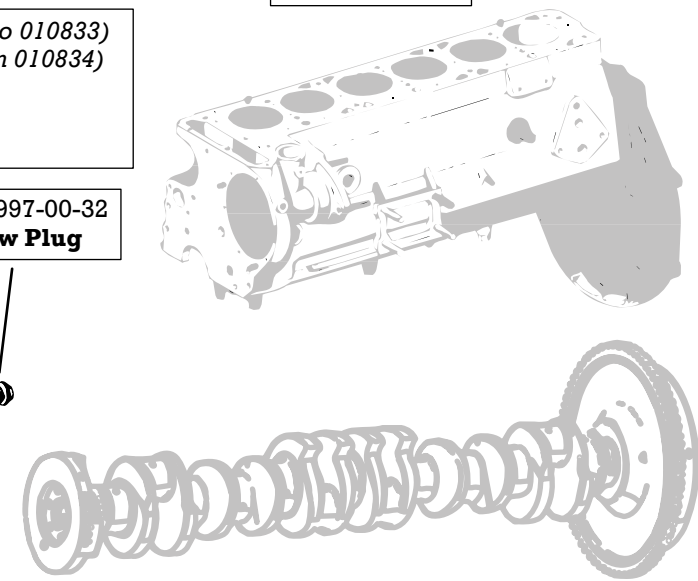
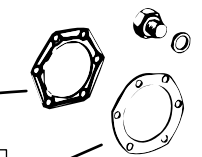
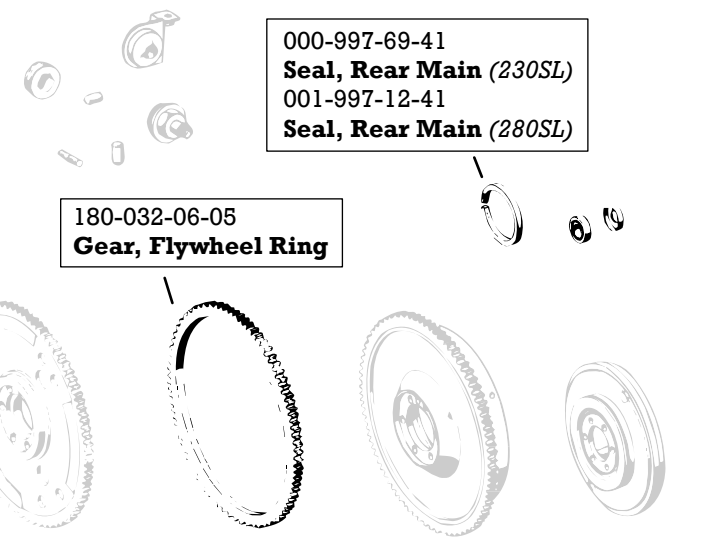
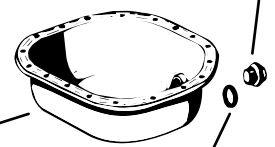
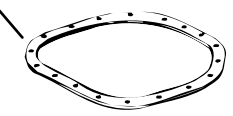

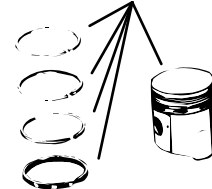
108-010-02-13 (230SL up to 025502 manual or 002044 automatic)
 123-010-00-28 (230SL from 025503 manual or 002045 automatic)
 108-010-03-13 (280SL up to 029438)
 123-010-00-28 (280SL from 029484)
Oil Pan, Lower

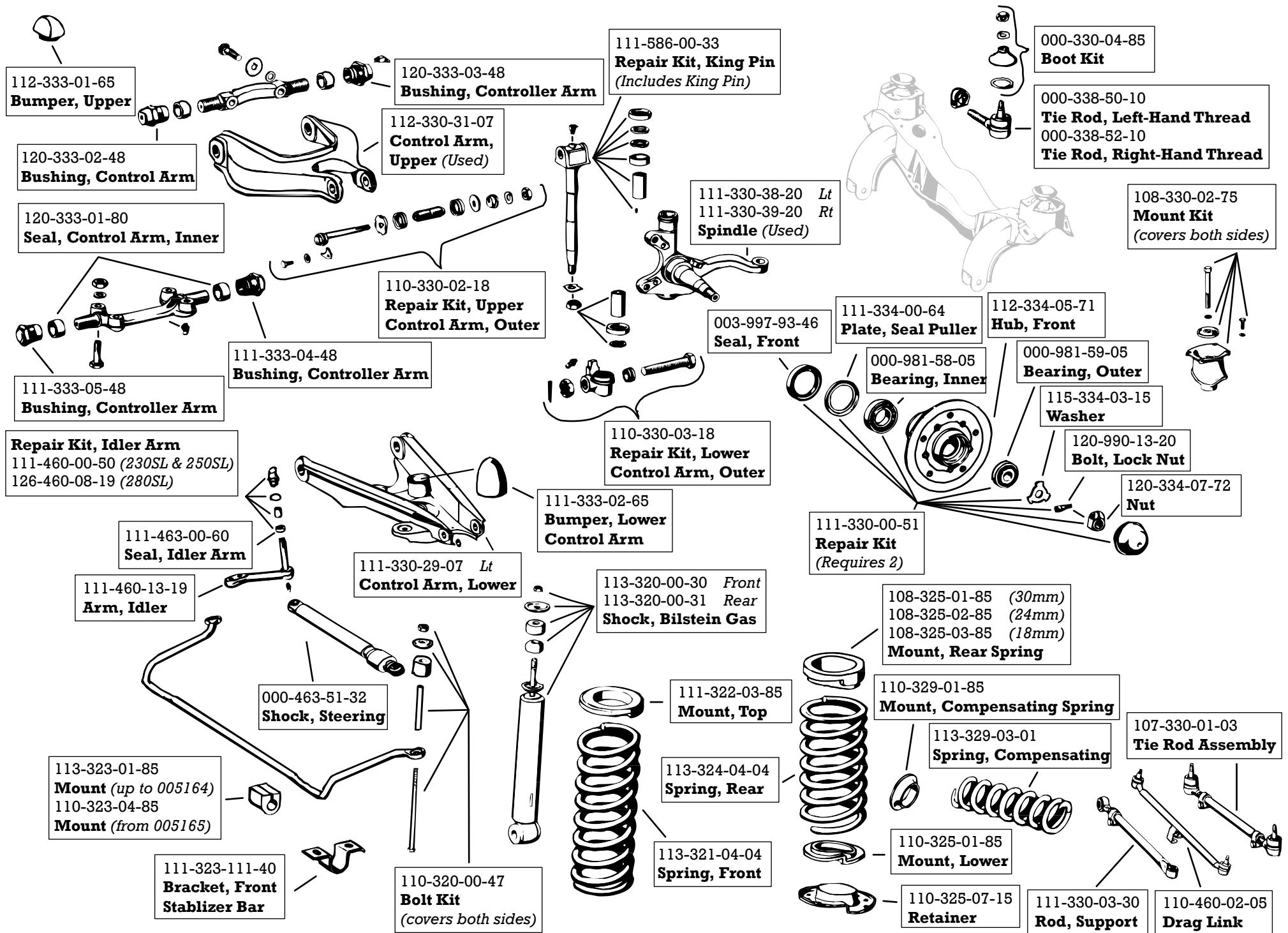
007603-026301
Gasket, Oil Plug

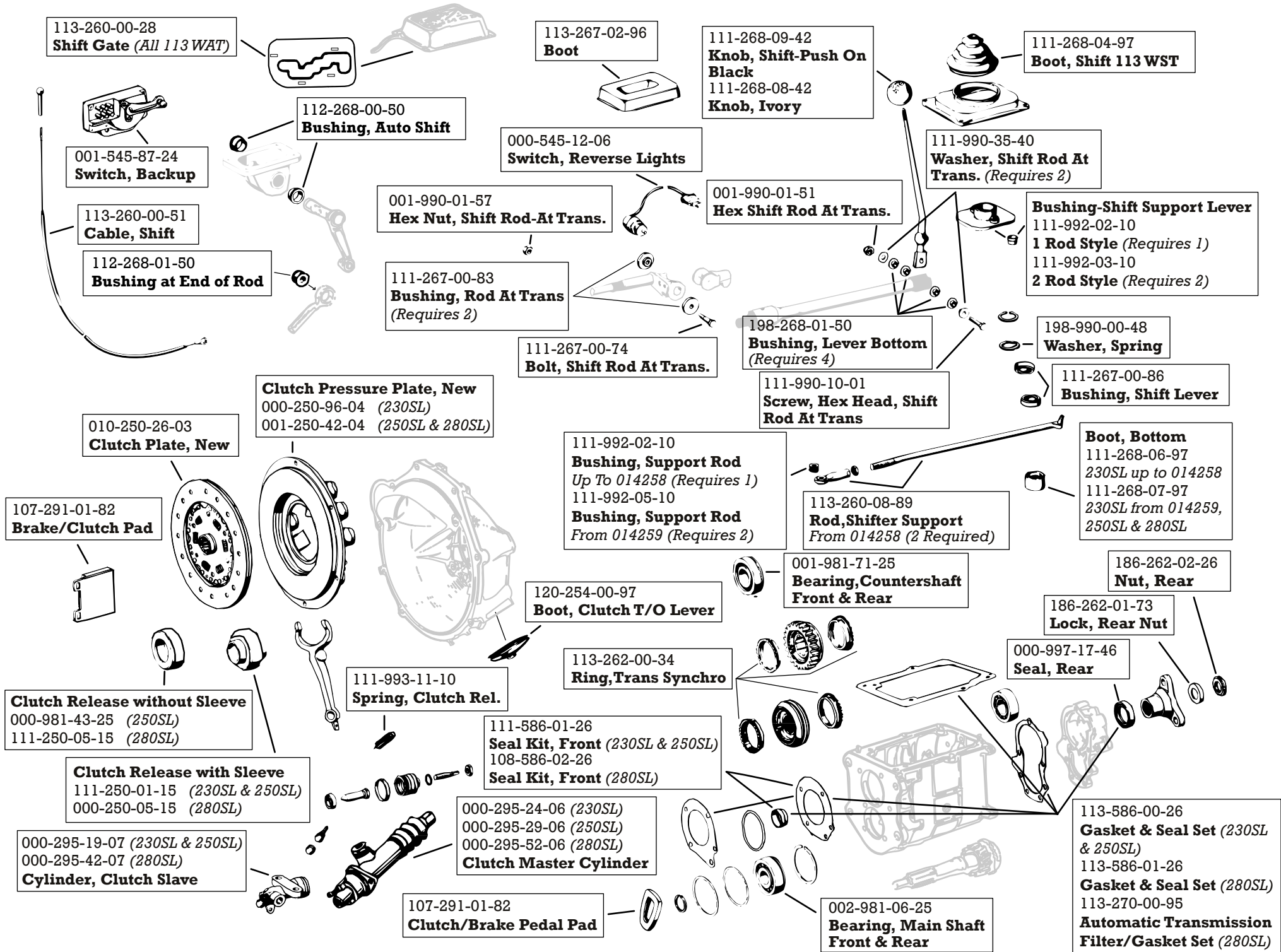
108-031-02-51
Spacer Sleeve

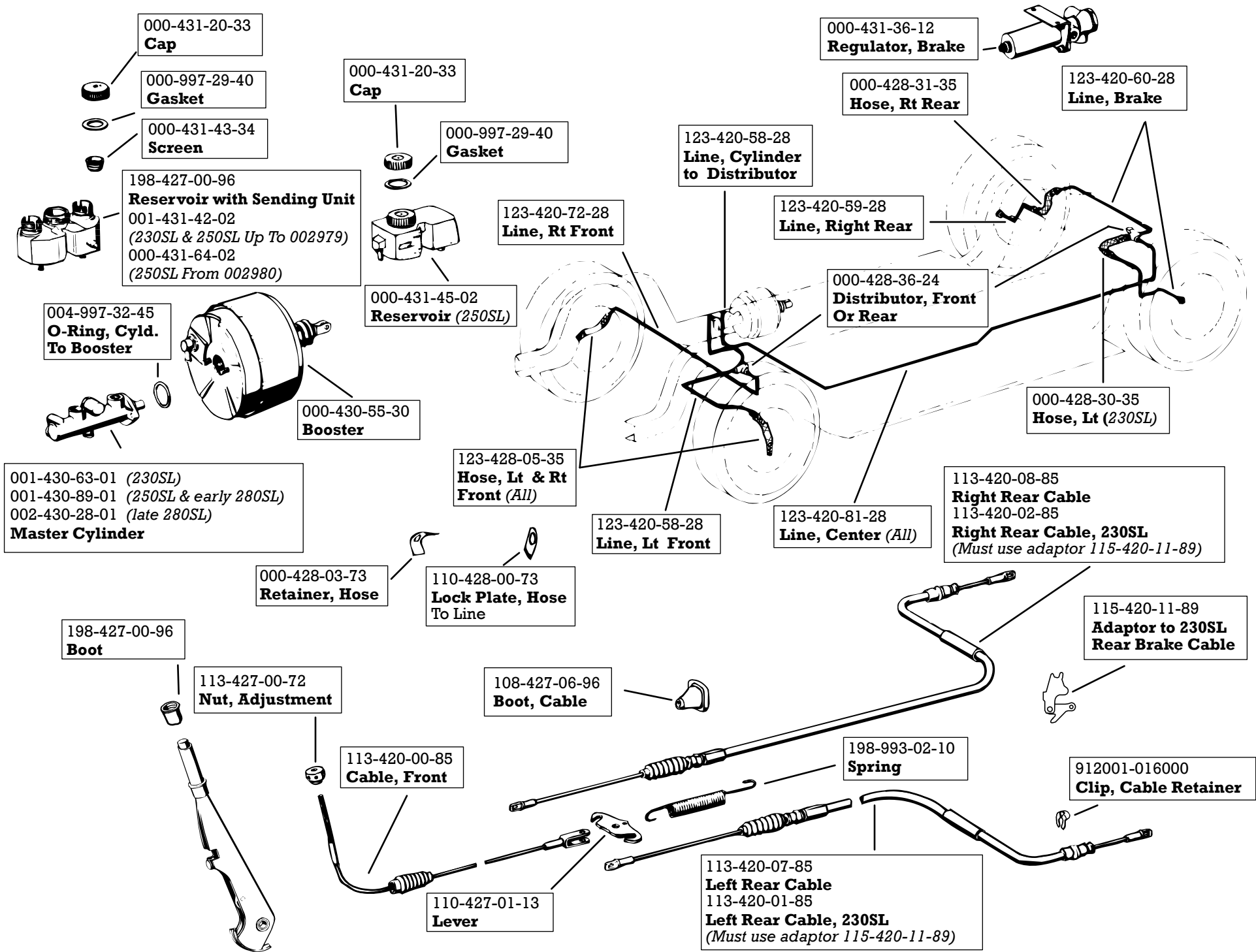
003-997-93-47
Seal, Front Crank, All

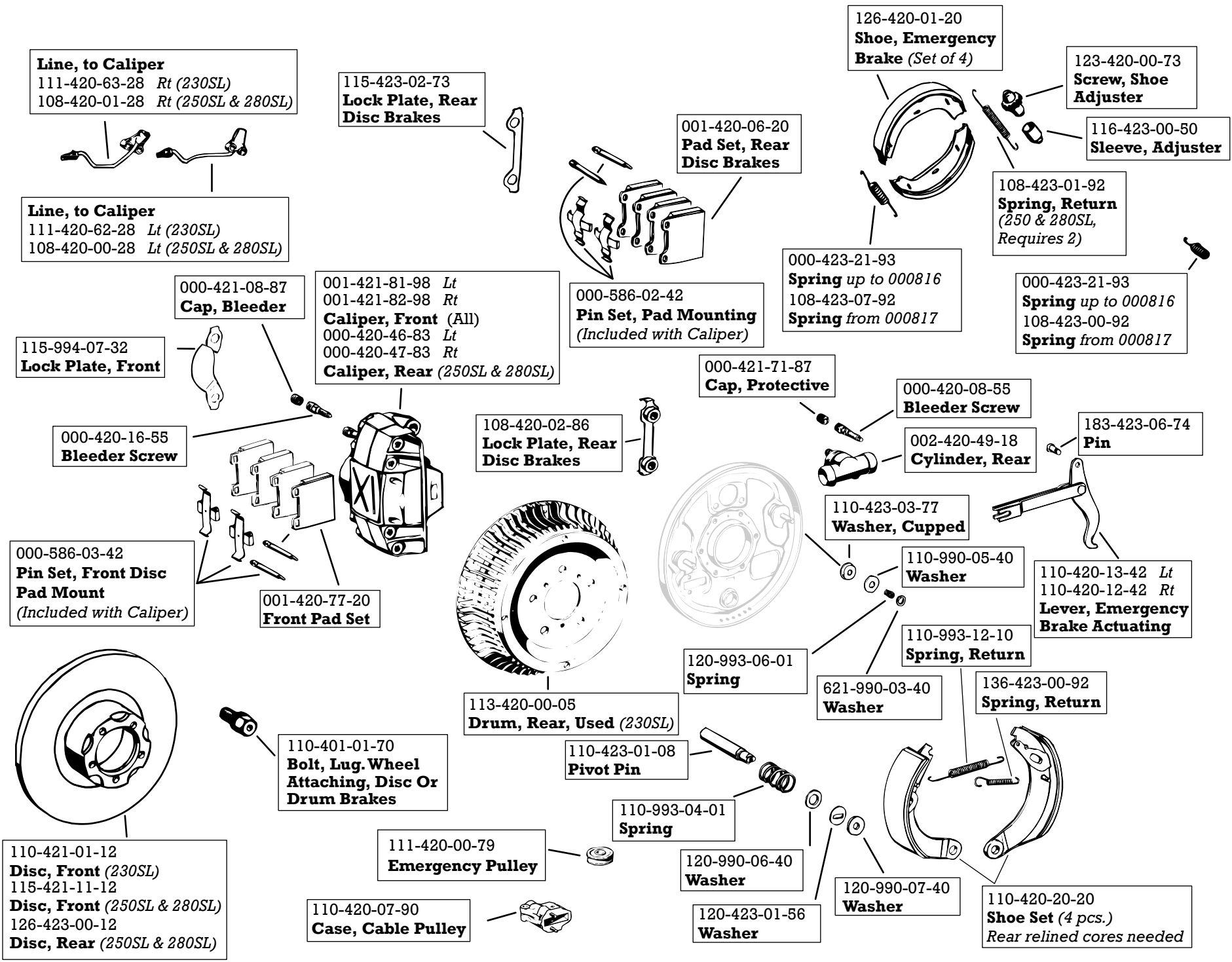
180-031-13-07 (230SL up to 013546 manual or 005119 automatic)
 127-031-10-07 (230SL from 013547 manual or 005120 automatic)
 108-031-11-07 (250SL)
Counter Weight

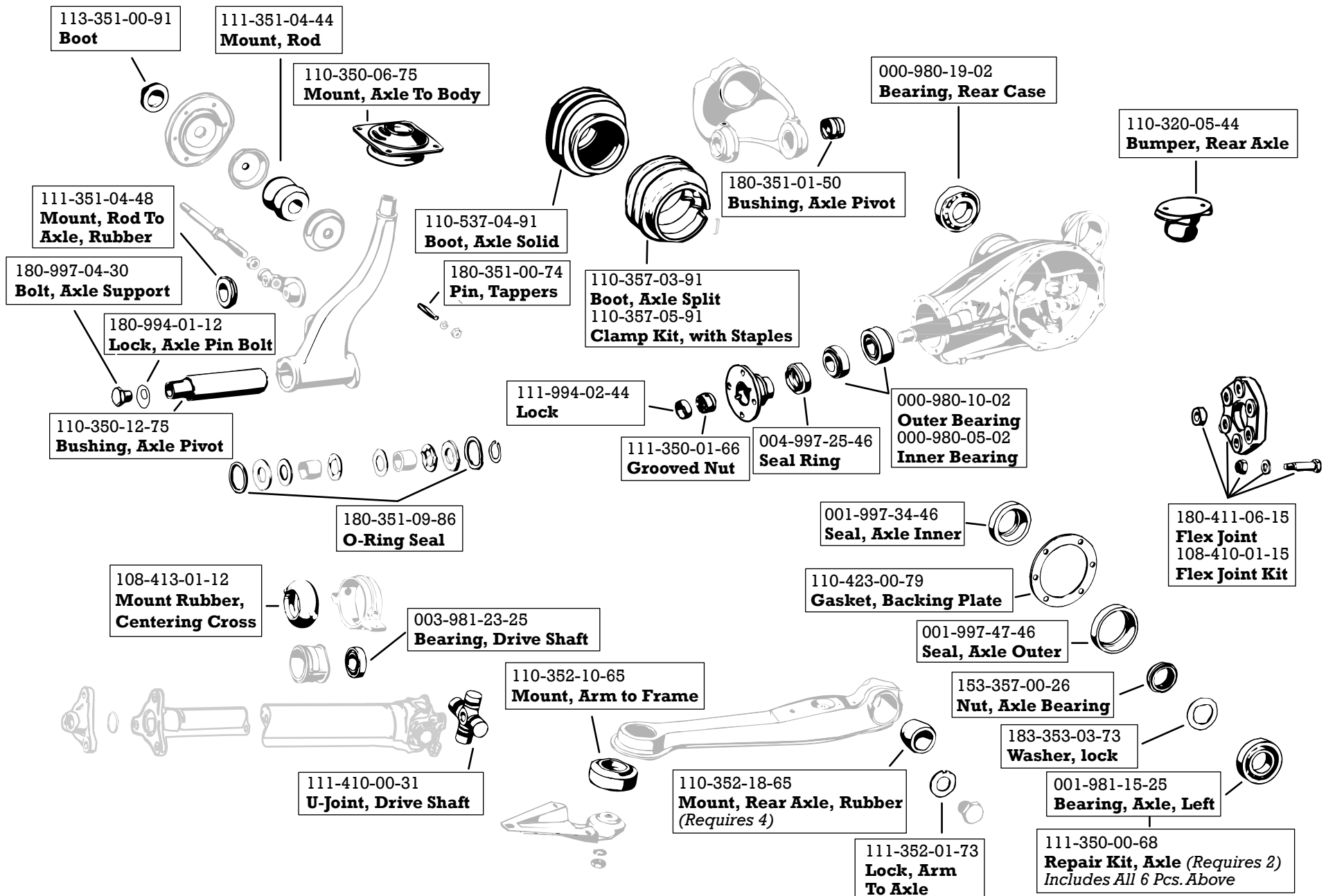












Condenser
 000-156-81-01
 For Distributor #s
 Jur6BR49T
 023116051
 023116050
 0231116046
 0231116047
 0231116048
 000-156-54-01
 For Distributor #s
 0231185007
 0231185008
 0231185009
 000-156-05-01
 For Distributor #s
 0231116061
 0231116062
 0231116067



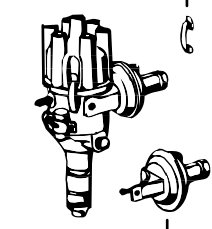
Points
 000-158-20-90
 For Distributor #s
 023116050
 023116051
 000-158-39-90
 For Distributor #s
 0231185007
 0231185008
 0231185009
 000-158-27-90
 For Distributor #s
 0231116067
 0231116062
 0231116061
 000-158-07-90
 For Distributor #s
 0231116046
 0231116047
 0231116048
 Jur6BR49T

Distributor Cap
 000-158-25-02
 For Distributor #s
 Jur6BR49T
 023116050
 023116051
 0231116067
 0231116062
 0231116061
 0231116046
 0231116047
 0231116048
 000-158-54-02
 For Distributor #s
 023185007
 023185008
 000-158-35-02
 For Distributor #
 021185009

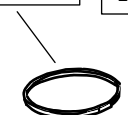


Rotor
 000-158-20-31
 For Distributor #s
 0231116046
 0231116047
 0231116048
 Jur6BR49T
 023116051
 023116050
 000-158-27-31
 For Distributor #s
 0231185007
 0231185009
 0231116062
 0231116067
 0231185008
 0231185061

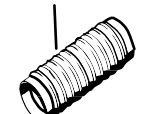
602-954-00
Clip, Distributor Cap



000-094-20-79
Seal, Air Cleaner Halves



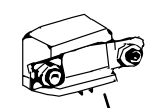
189-094-00-82 230SL (162mm)
 127-094-01-82 230SL (230mm)
 129-094-01-82 250SL (100mm)
 129-094-00-82 250SL (205mm)
 130-094-00-82 280SL (140mm)
Hose, Air Cleaner



W7DC
Spark Plug, Standard
 WR7DP
Spark Plug, Platinum



000-158-10-18
Vacuum Advance



000-094-58-04
Air Filter (All)



602-900-00
Bracket, Condenser



189-094-00-85
Mount, Air Cleaner
 (Requires 3)



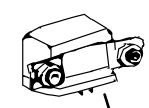
000-094-12-55
Clamp, Air Cleaner



123-987-09-40
Mount, Air Cleaner (280SL)



000-542-58-19
Mixture Relay, 4 Pole
 000-542-59-19
Mixture Relay, 5 Pole



000-158-49-03
Coil, no Transistor Ignition (Red)
 000-158-28-03
Coil, with Transistor Ignition (Blue)

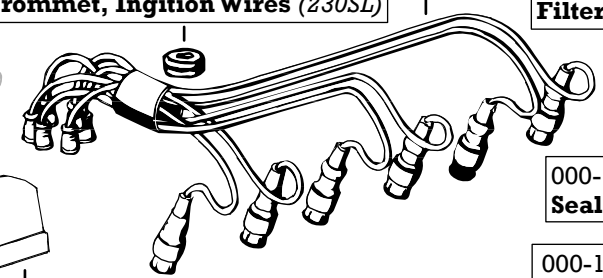


121-094-02-91
Boot Breather Off Cylinder Head Cover



108-150-00-18
Wire Set, Ignition (230SL)
 130-150-00-13
Wire Set, Ignition (250SL & 280SL)

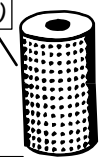
000-997-22-81
Grommet, Ignition Wires (230SL)



000-184-33-80
Seal, Oil Filter, Upper



000-180-00-09
Filter, Oil (All)



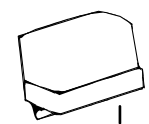
000-184-32-80
Seal, Oil Filter



000-184-17-80
Seal, Oil Filter, Bottom



002-154-74-06
Voltage Regulator



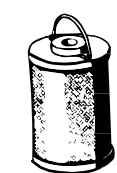
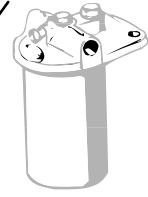
000-542-68-19
Wiper Relay

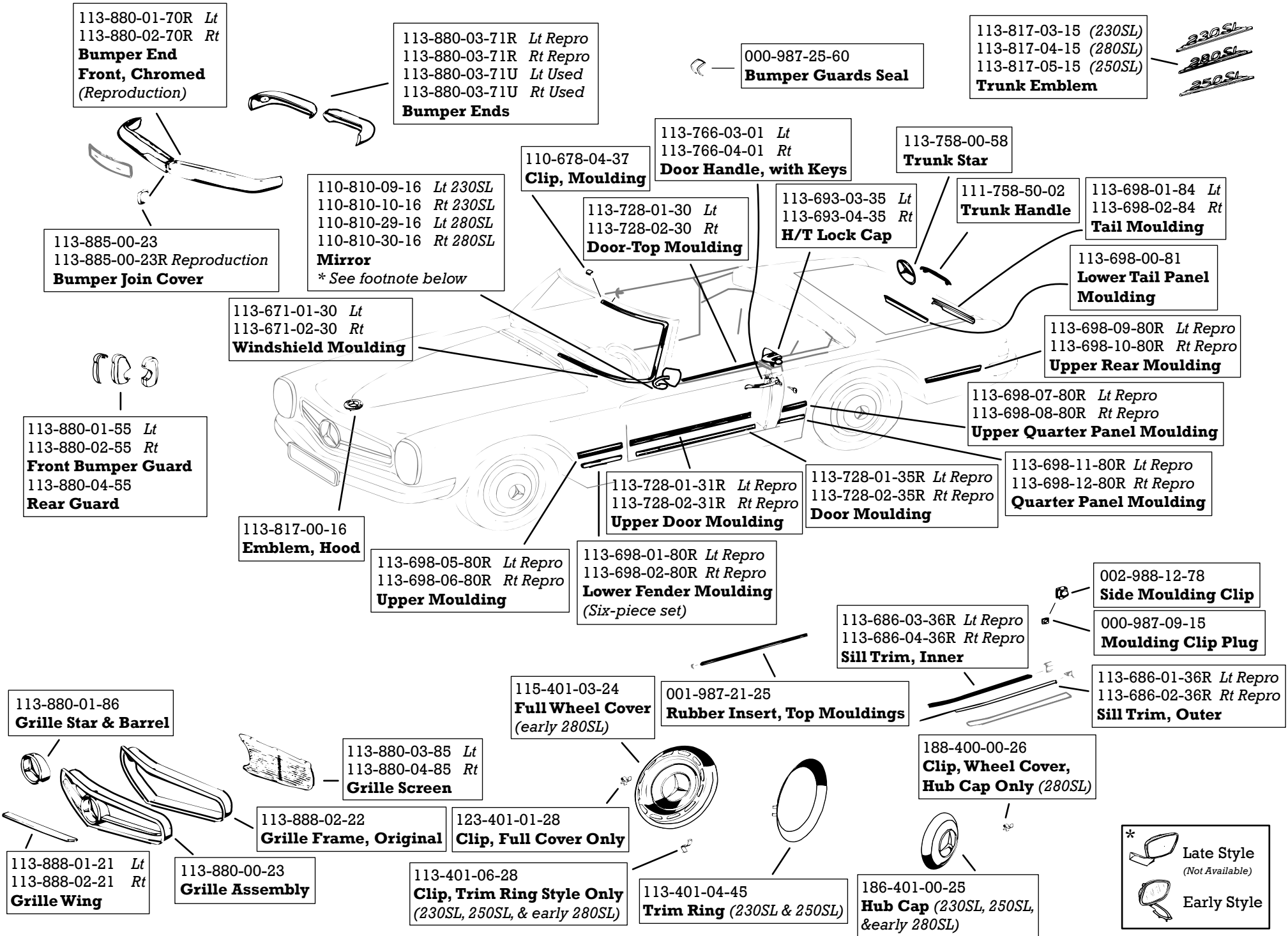


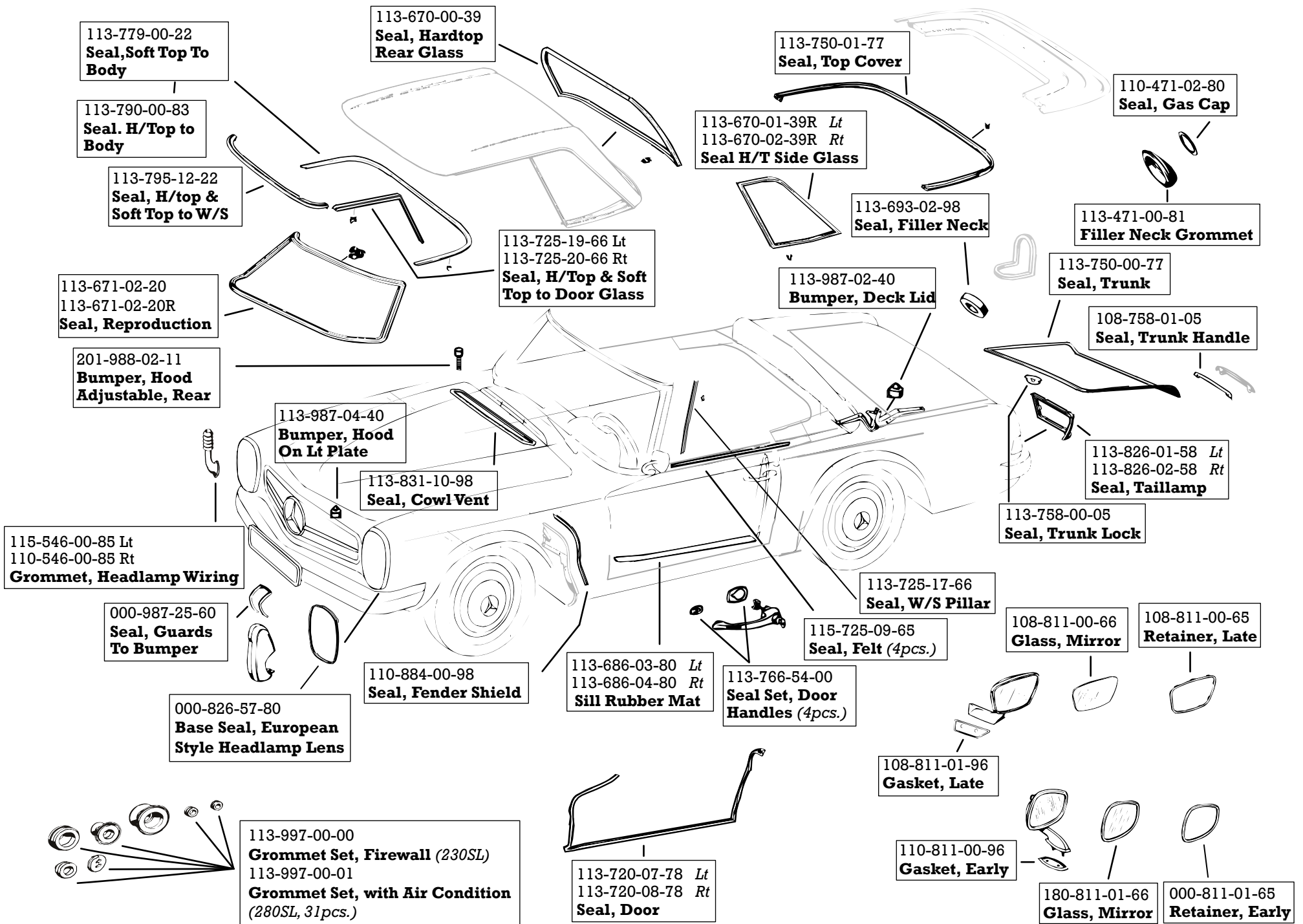
001-545-16-24
Flasher Relay

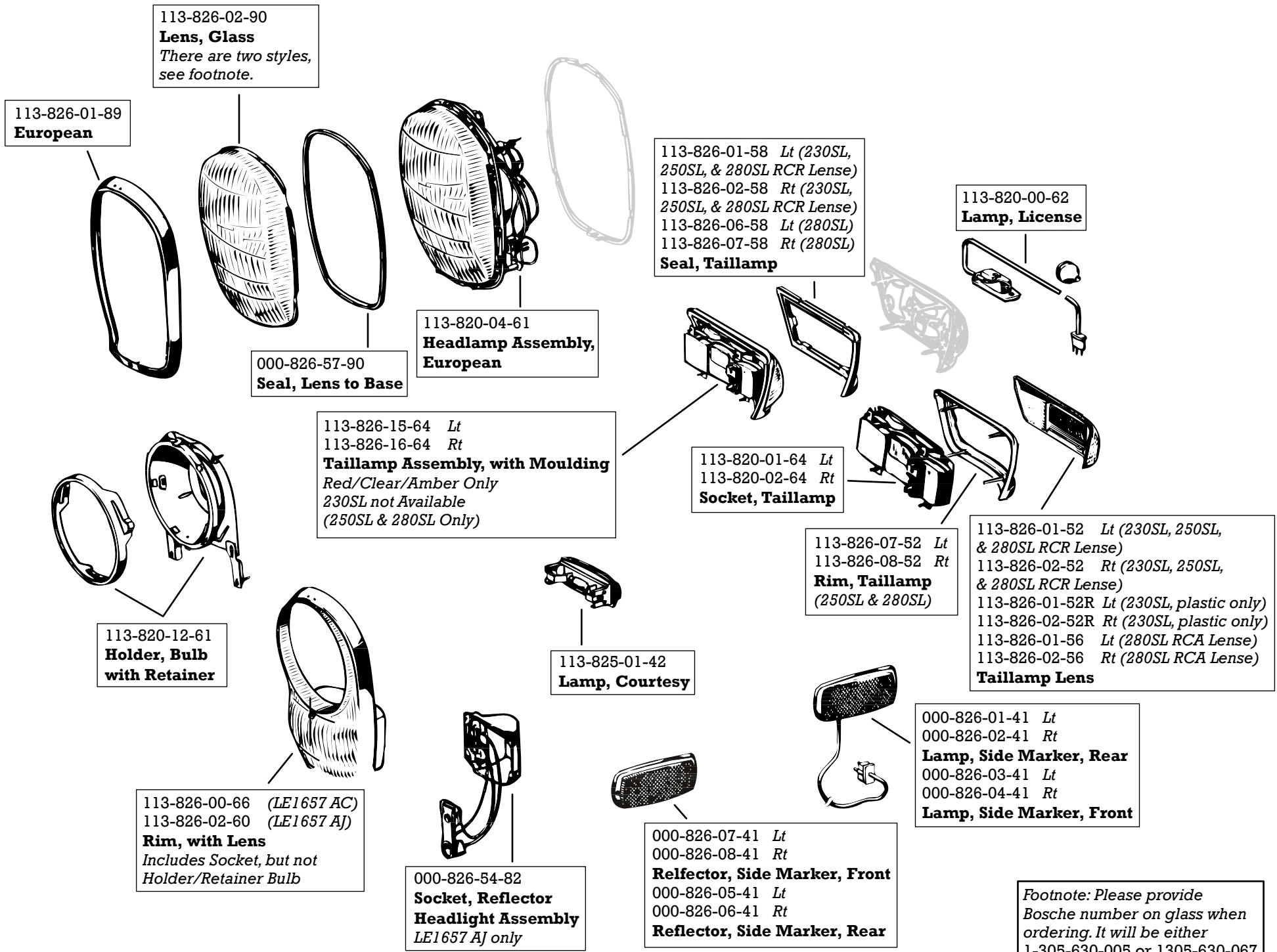


000-477-64-15
Filter Fuel (All 113)







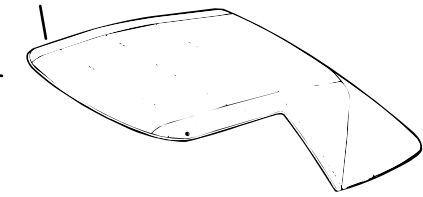


113-914-03-14
**Seat Pad, Rubberized
 Horsehair, Bottom,
 Reproduction**
 113-914-04-14
**Seat Backrest, Rubberized,
 Horsehair, Reproduction**

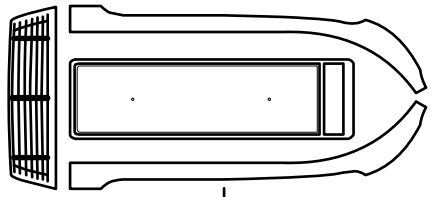


Canvas Top
 ME-678-G1 *Black*
 ME-678-G2 *Brown*
 ME-678-G3 *Tan*
 ME-678-G4 *Blue*


149-4039-PER
**Headlining, Hard Top,
 Perforated Vinyl, Off-white**



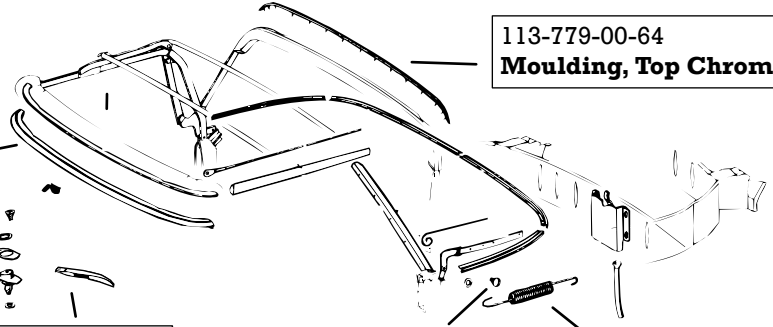
113-830-00-00
Wood Kit (113 4-piece)



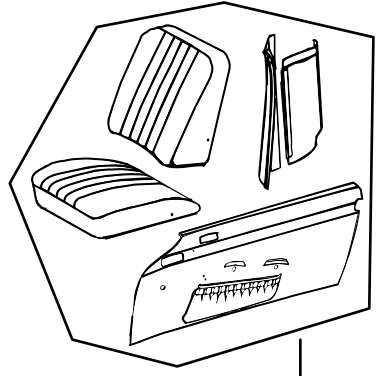
113-795-12-22
Seal, Hard or Soft Top to W/S



113-779-00-64
Moulding, Top Chrome (230SL)



113-682-22-28
**Firewall Insulation
 113-682-00-01
 Pad, Under Dash**

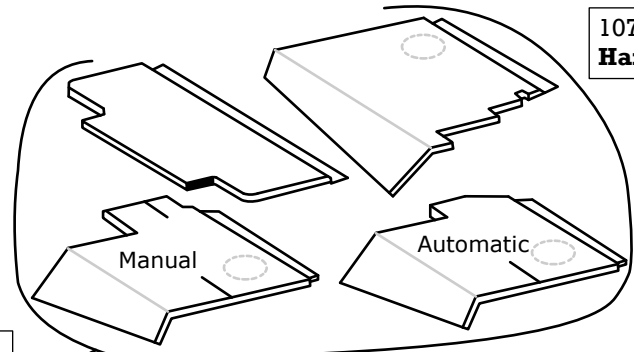


001-113-TEX
Vinyl Upholstery Kit
 001-113-LEATHER
Leather Upholstery Kit
*Includes 1/2 Hide Leather
 for Dash, Visors, and Kick Panels
 Head Rests, Leather
 Head Rests, Vinyl*

107-776-00-17
Handles (1 pair)


113-984-13-31
Bolt, Shoulder, at Pivot Point

113-779-04-36
Spring, Top Frame



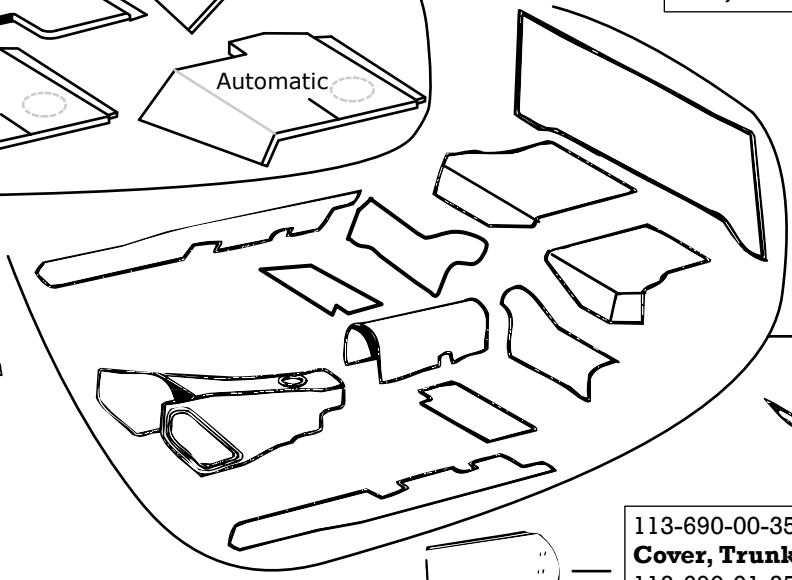
113-684-06-04
Mat, Trunk, Right

113-684-01-04
Mat, Trunk, Left

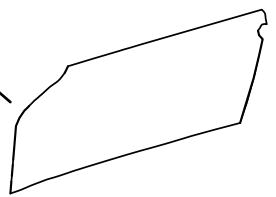


113-682-00-17
Cover Under Dash 3 Pc. Set
**Must state automatic or manual
 shifter when ordering*

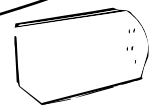
001-113-SQW (230SL)
Square Weave, Carpet Set
 001-113-0250 (250SL & 280SL)
Multiloop, Carpet Set
 113-620-00-00 (All)
Floor Insulation Kit, Under Carpet



113-720-05-70R
**Door Panel Board,
 Wax Board Only**



113-690-00-35
Cover, Trunk Side, Right
 113-690-01-35
Cover, Trunk Side, Left



113-684-07-02
Mat, Front, Rubber, Left
 113-684-08-02
Mat, Front, Rubber, Right

